



**Government of India
Ministry of MSME**

Brief Industrial Profile of Mahabubnagar District



**सूक्ष्म, लघु एवं मध्यम उद्यम
MICRO, SMALL & MEDIUM ENTERPRISES**

MSME-Development Institute
(Ministry of MSME, Govt. of India,)
HYDERABAD

Phone : 040-23078131-32-33
Fax: 040-23078857
e-mail: dcdi-hyd@dcmsme.gov.in
Web- <http://msmehyd@ap.nic.in>

Contents

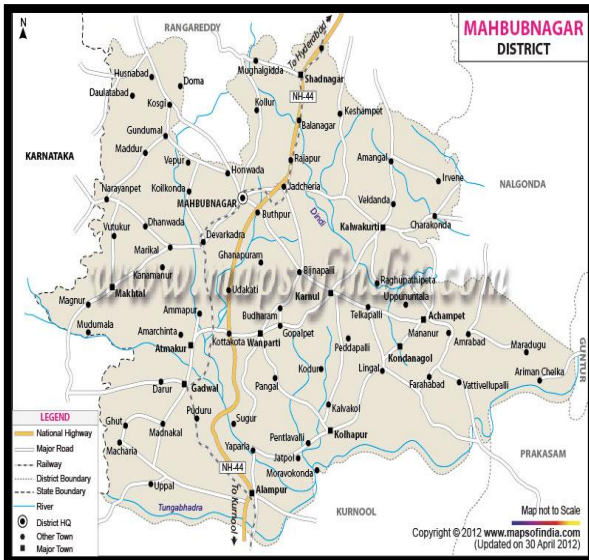
S. No.	Topic	Page No.
1.	General Characteristics of the District	3
1.1	Location & Geographical Area	3
1.2	Topography	3
1.3	Availability of Minerals.	3
1.4	Forest	4
1.5	Administrative set up	4
2.	District at a glance	4-6
2.1	Existing Status of Industrial Area in the District	6
3.	Industrial Scenario	7
3.1	Industry at a Glance	7
3.2	Year Wise Trend Of Units Registered	8
3.3	Details Of Existing Micro & Small Enterprises & Artisan Units In The District	9
3.4	Large Scale Industries / Public Sector undertakings	9
3.5	Major Exportable Item	10
3.6	Growth Trend	10
3.7	Vendorisation / Ancillarisation of the Industry	16
3.8	Medium Scale Enterprises	16
3.8.1	List of units	16
3.8.2	Major Exportable Item	16
3.9	Service Enterprises	16
3.9.2	Potentials areas for service industry	16
3.10	Potential for new MSMEs	17
4.	Existing Clusters of Micro & Small Enterprise	17
4.1	Detail Of Major Clusters	17
4.1.1	Metal toys cluster of Jadcherla	17
4.1.2	Silk saris cluster of Gadwal	17
4.2	Details of Identified cluster	17
5.	General issues raised by industry association during the course of meeting	19
6	Steps to set up MSMEs	20

Brief Industrial Profile of Mahabubnagar District

1. General Characteristics of the District

1.1 Location & Geographical Area.

Mahabubnagar is one of the ten districts of the Telangana region of Andhra Pradesh. It has been declared as an economically and industrially backward district. It lies between 15°55' and 17°29' North latitude and between 77°15' and 79°15' East longitude. The district covers an area of 18432 sq kms, and is bounded on the East by Guntur district of AP, on the West by Gulbarga and Raichur districts of Karnataka, on the North by RR and Nalgonda districts of AP and on the south by Kurnool district of AP. It lies at an average 498m from the sea level.



1.2 Topography

The district has no major hill ranges. The major rivers flowing through the district are river Krishna and river Tungabhadra. Dindi, Peddavagu and Chinnavagu are rivulets that flow through the district.

The major soil type found in the district is red sandy soil. Loamy soils (dubba) are found in 13% of geographical area. The share of red sandy soil (Chalka) is 67% and that of black cotton soil is

20%. In general, the soil quality is shallow and poor in fertility. There are large patches of saline and alkaline soils. Black cotton soil exists in narrow strips, along the banks of river Krishna and Tungabhadra, in Gadwal, Kollapur and Makthal areas

1.3 Availability of Minerals.

The mineral deposits in the district include Quartz, Feldspar, Laterite, Limestone, Barytes, and semiprecious stones as major minerals and stone (road) metal, Black/color granite, limestone, fullers earth, gravel as minor produce.

Minor minerals that can be exploited are: Stone metal for road metal- in all mandals, Black/color granite - in Koilkonda, Nagarkurnool, Ghattu, Narayanpet, Kosgi, Devarkadra, Pangal, Pebbair,

Limestone slabs – Kodangal and Weepegandla, Fullers earth- Ravulpally, Chandrakal of Kodangal mandal

PRODUCTION OF MINERAL 2010-11

S.NO.	NAME OF MINERAL	PRODUCTION in tones 2010-11
MAJOR MINERAL		
1.	Felspar	333974 Tonnes
MINOR		
1.	.Quartz	119136 T

SOURCE:- Statistical Abstract,2011 Govt of AP

1.4 FOREST

Forest forms 16.39% (3.02 lakh Ha) of the total geographic area of the district. The forests are spread over areas of Achampet and Mahbubnagar Mandals. The forest produce includes timber, bamboo, and beedi leaves.

1.5 Administrative set up.

The district is divided in to 4 Revenue Divisions (Narayanpet, Mahbubnagar, Gadwal and Nagarkurnool). There are 64 Mandals, 1475 villages (inhabited), 7 towns and 4 municipalities in the district

2. District at a glance

S.No	Particular	Year	Unit	Statistics
1	Geographical features			
(A)	Geographical Data			
	i) Latitude			15° 55'to17° 29' N
	ii) Longitude			77°15'and 79°15' East
	iii) Geographical Area		Hectares	1843200
(B)	Administrative Units			
	i) Revenue divisions			4
	ii) Mandals			64
	iii) villages			1541
	xi) Municipalities			4
2.	Population			

(A)	Total	2011(P)		4042191
	i) Male			2046247
	ii) Female			1995944
(B)	Rural Population			
3.	Agriculture			
A.	Land utilization	2011		
	i) Total Area		Hectare	1843200
	ii) Forest cover		"	255596
	iii) Non Agriculture Land		"	87144
	iv) Barren land		"	88530
	v) cultivable waste		"	19356
	vi) Permanent Pastures		"	17590
	vii) Misc. Tree crops		"	6396
	viii) Other fallow land		"	128097
	ix) current fallows		"	409650
	x) Net area sown		,	830841
4.	Forest			
	(i) Forest	2011	Ha.	255596
5.	Livestock & Poultry (2007 census)			
A.	Cattle			
	i) Cows		Nos.	840548
	ii) Buffaloes		Nos.	460581
B.	Other livestock			
	i) Goats		Nos.	685710
	ii) Pigs		Nos.	45265
	iii) sheep		Nos	4148644
	iv) dogs			100267
	Poultry		Nos.	5494902
9	iv) Railways			
	i) Length of rail line	2008	Kms	195
	V) Roads			
	(a) National Highway	2011	Kms	172
	(b) PWD Roads		Kms	3268
	(c) Panchayat Raj Roads		Kms	10212
	(VI) Communication	2011		
	(a) Telephone connection			50281
	(b) Post offices		Nos.	845
	(c) Telephone Exchanges		Nos.	212
	(d)Density of Telephone		Nos./1000 person	12
	(e) Density of Telephone	2010-11	No. per KM.	272

	(f) total PCO		No.	3940
	(VII) Public Health			
	(a) Allopathic Hospital	2010-11	No.	20
	(b) Beds in Allopathic hospitals		No.	1230
	(c) Ayurvedic Hospital		No.	Nil
	(d) Beds in Ayurvedic hospitals		No.	Nil
	(e) Unani hospitals		No.	Nil
	(f) Community health centers		No.	65
	(g) Primary health centers		No.	125
	(h) Dispensaries			
	(VIII) Banking commercial			
	(a) Commercial Bank branches		Nos.	126
	(b) Rural Bank branches		Nos.	77
	(IX) Education	2011	Nos	
	(a) Primary school			3133
	(b) Upper Primary schools			889
	(c) High schools			658
	(d) Higher secondary schools			9
	(e) Junior colleges			203
	(f) B Ed colleges			38
	(g) Polytechnics			5
	(h) Pharmacy colleges			8
	(i) Engineering colleges			10
	(j) MBA/ MCA colleges			14/13

Source: Handbook of Statistics, Govt of AP, 2011

2.1 Existing Status of Industrial Areas in the District

DETAILS OF VACANT PLOTS AND SHEDS IN INDUSTRIAL ESTATES/AREAS/PARKS IN THE STATE														
	District	ZONE	IP Name	Land Acquired (acres)	Land Acquired (Sq Mts)	Land Developed (Sq Mts)	Land Rate Per Sqm	Total No. of Plots	Total No. of Structures	Allotted Plots	Allotted Structures	Vacant Plots	Vacant Structures	Units in Production
1	Mahabubnagar	Shamshabad	APIIC, JEDCHA, RLA, GIP	954.16	3861485	2786818	1000	332	0	91	0	241	0	40

2	Mahbubnagar	Shamsabad	IDA KOTHUR	178.33	721694	650411	1500	77	36	76	36	1	0	78
3	Mahbubnagar	Shamsabad	IDA-Gadwal	157.44	637159	520394	400	245	0	43	0	202	0	3
4	Mahbubnagar	Shamsabad	IP JEDCHERLA	23.20	93890	63841	1000	50	8	49	8	1	0	45
5	Mahbubnagar	Shamsabad	IP MAHABOONBAGAR	34.60	140026	85744	3000	29	81	29	81	0	0	95
6	Mahbubnagar	Shamsabad	IP PALEM	32.02	129584	92764	60	56	6	54	6	2	0	31

Source:- APIIC, Hyderabad, July 2012

3. INDUSTRIAL SCENERIO

3.1 Industry at a Glance

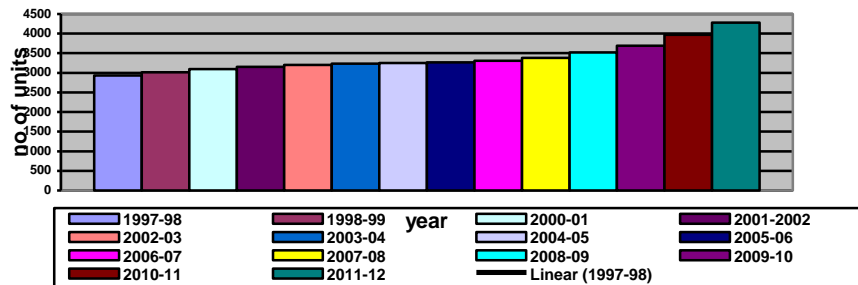
Sr No	Head	Unit	Particulars
1.	REGISTERED INDUSTRIAL UNIT (2008)	NO.	3308
2.	TOTAL INDUSTRIAL UNIT	NO.	10770
3.	REGISTERED MEDIUM & LARGE UNIT	NO.	74
4.	ESTIMATED AVG. NO. OF DAILY WORKER EMPLOYED IN SMALL SCALE INDUSTRIES	NO.	20,975
5.	EMPLOYMENT IN LARGE AND MEDIUM INDUSTRIES	NO.	12714
6.	NO. OF INDUSTRIAL AREA	NO.	6
7.	TURNOVER OF SMALL SCALE IND.	IN LACS	NA
8.	TURNOVER OF MEDIUM & LARGE SCALE INDUSTRIES	IN LACS	NA

3.2 YEAR WISE TREND OF UNITS REGISTERED

	YEAR	NUMBER OF REGISTERED UNITS	EMPLOYMENT	INVESTMENT (lakh Rs.)
Up to	1996-97	2879	24775	3761
	1997-98	2929	25111	3972
	1998-99	3016	2814	5824
	1999-2000			
	2000-01	3098	26802	7636
	2001-2002	3152	27395	8574
	2002-03	3203	27752	9730
	2003-04	3234	28477	10560
	2004-05	3253	28688	10821
	2005-06	3268	28915	11312
	2006-07	3308	29611	12278
	2007-08	3382	30994	15974
	2008-09	3517	33558	25095
	2009-10	3691	NA	NA
	2010-11	3972	NA	NA
	2011-12	4279	NA	NA

Source: Commr of Industries, Govt of AP

growth in number of units



3.3 DETAILS OF EXISTING MICRO & SMALL ENTERPRISES AND ARTISAN UNITS IN THE DISTRICT

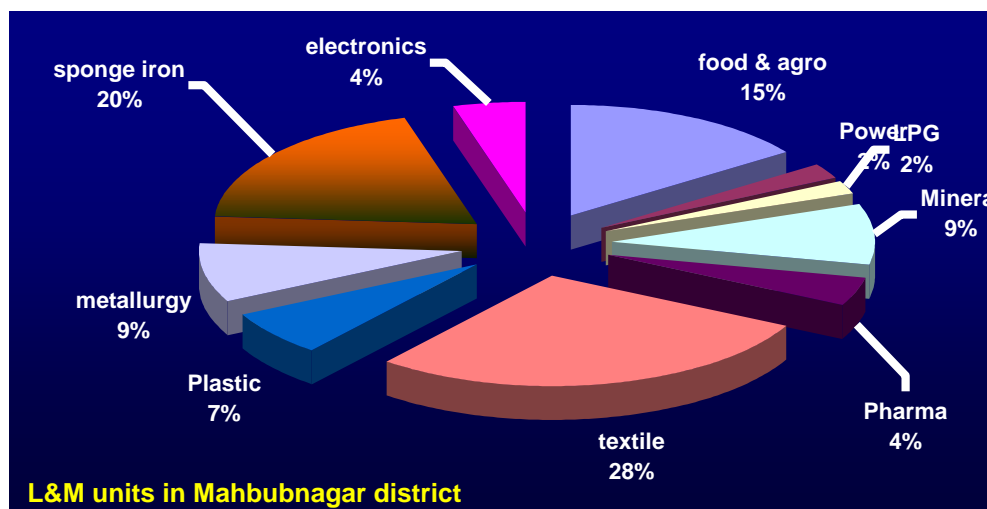
- There are more than 3300 small scale industries in the district, involving an investment of around 154 crores and providing employment to around 20975 persons. The district has a major traditional cluster of silk weavers at Gadwal and Narayanpet, and Kothapet who weave the famous Gadwal silk saris. The saris have a niche market, and have tremendous export value. The district has a large concentration (358 nos) of raw and par boiled rice mills, mainly in the mandals of Mahbubnagar, Jadcherla, Farooqnagar, Kalwakurthy, Achampet, Gadwal Pebbair and Kothakota

3.4 Large Scale Industries / Public Sector undertakings

As per the information provided by DIC, Mahbubnagar in 2008, , there were 48 working Large and Medium scale industries in the district, with a capital investment of Rs. 201629.01 crores. The category wise distribution of L&M units (2008) in the district is as given below:

S. No	Category	Number of units	Investment (Rs. In crores)	Empl
1.	Food & Agro based	8	11010.24	929
2.	power	1	2800	75
3.	LPG cylinders	1	510	60
4.	Mineral based	4	5688.92	628
5.	Pharmaceutical based	2	5600	325
6.	Textile based	13	10856.67	3124
7.	Plastic based	3	1546.27	259
8.	Metallurgy	4	2810	615
9.	Sponge iron	9	9400	1350
10.	Electronics	3	7136	1148
	<i>Total</i>	<i>48</i>	<i>57358.1</i>	<i>8513</i>

Source: DIC, Mahbubnagar



Around one fourths of the districts L&M units are textile based units, mainly cotton yarn making units.

3.5 Major Exportable Items: Glass wool, leather, steel, cables and engineering goods

3.6 Growth Trend: the official website of Department of Industries, Govt of AP (as in March 2013) shows that there are 74 Large and Medium industries in the district of Mahabubnagar - a growth of 26 new L&M industries in 5 years. The industries are mostly engaged in textiles and sponge iron mfr. They are mostly located in Kothur, bordering Hyderabad, which has a concentration of industries already.

Sl.No.	NAME OF THE UNIT	LOCATION	MANDAL	PRODUCT	INV in Rs.Cr.	EMP
1	Abhedya Industries Limited	Sy. No. 160, Kothur Industrial Estate, Kothur-509228	Kothur	a)BOPP Films; b) BOPP Metalised film	16.11	100
2	Amit Cottons Limited	Burgula(v)	Shadnagar	Fully Pressed Cotton Bales	10.00	150
3	Anand Metalics and Power Pvt. Ltd.	Sy.No.273-276; Kodicherla(v)	Kothur	Sponge Iron	15.00	50

4	Bilasraika Sponge Iron India Ltd	Gundlapotlap ally(V)	Balanagar	Sponge Iron	10	150
5	Binjrajka Steel Tubes Ltd	Kothur(V)	Kothur	Welded Steel Pipes & Tubes	15	200
6	Binju Metals & Alloys Industries	Kothur(V)	Kothur	Mild Steel (M.S.) Ingots; TMT bars	10.85	150
7	Binjusaria Sponge and Power Pvt. Ltd.	Sy.No. 308 & 309 Farooqnagar	Shadnaga r	Sponge Iron	12	250
8	Coolwell Hi Tech Cold Storage Pvt Ltd	F 291 Rajapur	Balanagar	Cold Storage	2.56	10
9	G.R.cables Ltd.,	Rangareddy uda	Balanagar	Jelly Filled Telecommunicat ion cables	6.56	50
10	GTN Industries Ltd., (Yarn Processing Unit)	Gundlapotlap ally(V)- 509202	Balanagar	Twisting, Bleached, Mercerised & dyed cotton yarn	16.54	173
11	GVK Novapan Industries Pvt. Ltd.	Balanagar (V)	Balanagar	Particle Boards;Prelamin ated Particle Boards	23.62	200
12	HBL Power Systems Limited	Nandigaon(Rangapur)	Kothur	Electronic Wireless Transmission	30.8	300
13	HBL Power Systems Limited	Sy No.155&156 , Sherpally(V)	Boothpur	Lead Acid Batteries	7.22	300
14	Hyderabad Cylinders Pvt Ltd	Nandigaon	Kothur	LPG Cylinders	5.1	60
15	Hyderabad Industries Ltd.	Teegapur	Kothur	Prefabricated Building Pannels; Exfoliated Vermiculite	3.70	41

16	MYK Spinning Industries Ltd. (formerly Indu Spin Industries Ltd)	Gunded(V)	Balanagar	Cotton Yarn	16.24	470
17	Kamal Wineries	Nandigoan (v)	Kothur	Rectification, Destilling, Blending of Spirit and Extra Natural Alcohol(ENA)	13.29	228
18	Om Shiv Shakti Iron Inds. Pvt. Ltd. (formerly Kedia Alloys Ltd.)	Sy. No.256,257 ; Mogiligidda (V)	Shadnagar	Sponge Iron	16.9	100
19	Kediya Vanaspathi Ltd.	Kothur	Kothur	Rice Bran Oil(Solvent Extraction)	3.22	85
20	Healthy Heart Foods (formerly Lohiya Trading Company)	Sy No. 118, Thimmapur (V)	Kothur	Refined Oil	7.00	40
21	Mahavir Ferro Alloys	Gunded	Balanagar	Ferro alloys	4.00	50
22	Natco Laboratories Ltd.	Nandigoan	Kothur	Bulk Durgs	44.16	362
23	Natco Pharma Ltd.,	Kothur	Kothur	Pharmaceutical Formulations	16	125
24	Pitti Laminations Ltd.,	Nandigoan(V)-509223	Kothur	Electrical Lamination and Stampings	7.00	300
25	Prudential Spinners Ltd	Kadthal(V)	Amangal	Spinning of Cotton Yarn	6.4	177
26	Rajvir Industries (formerly Suryalakshmi Cotton Mills Ltd)	Pillalamarri Road; Mahbubnagar-509002	Mahabubnagar	Cotton Yarn, Blended Yarn	31.00	970
27	Reactive Metals of India Ltd	Appajipally	Balanagar	Sponge Iron	8.9	100

28	OCV Reinforcement Manufacturing Ltd.(formerly Saint Gobain Vitrotex India Ltd)	Thimmapur	Kothur	Glass Wool	47	600
29	Salguti Industries Ltd.	Rajapur	Jadcherla	HDPE Woven Sacks	3.81	88
30	Sri Siva Shakthi Steel and Alloys (Partnership)	Veerlapalli	Kothur	Sponge Iron	12.1	100
31	Sunder Ispat Ltd	Sy No.268A/276, Ippalapalli	Keshamp et	Sponge Iron	8.98	150
32	Rajvir Industries (Suryalakshmi Cotton Mills Ltd)	Yedira	Mahabub nagar	Dyeing of Fibre & Yarn	1.95	50
33	Suryajyoti Spinning Mills Ltd	Makthal	Makthal	Spinning of Cotton Yarn	62.63	0
34	Suryajyoti Spinning Mills Ltd	Burgula(v)	Shadnagar	Spinning of Yarns	7.53	332
35	Suryalakshmi Cotton Mills Ltd	Amangal-509321	Amangal	a)Cotton Yarn - existing b)Cotton Yarn - expansion c)Polyster Yarn - diversification	93.52	370
36	Suryalata Spinning Mills Ltd.	Marchala	Kalwakurthy	P.V.Yarn (Other than Sewing Thread)	29.25	400
37	Suvarna Apparel And Fashion Exports Ltd.	Balanagar (V)	Balanagar	Cotton Knitted Fabrics; Vests	12.97	82
38	Tirupati Udyog Limited	Indl Area;Kothur	Kothur	a)MS Bars/Ingots/Channels Sponge iron	12.2	800

39	Uttara Foods and Feeds Pvt Ltd	S.No.326A&3 26B, Pullur	Manopad	Poultry Feed In Pellets	3.33	30
40	Vaksh Steels Ltd	Sy No 1938 & 1939, Nandigaon	Kothur	Mild Steel Rounds	4.5	80
41	Vinayaka Steels Ltd	97/E, J.P. Darga Road, Kothur	Kothur	Sponge Iron	8.18	100
42	Nujiveedu seeds Limited	Nandigoan	Kothur	Processing of Seeds	0	0
43	Gran Stone Industries	Nandigoan	Kothur	Cuttting & Polishing of Marble Stones	6.00	100
44	Sree Vishnu Granites	Shadnagar	Shadnagar	Granite Cutting and Polishing and Monuments	0.78	30
45	Venkateswara Hatcheries	Kothur	Kothur	Hatcheries	15.00	250
46	Selco International Ltd	Shadnagar	Shadnagar	Power Generation	28.00	75
47	Suryalatha Spinning Mills Ltd.	Urkondapet(V)	Midjil	PSF yarn; PV yarn	58.9	346
48	G.B.Bakers Industries Private Limited	Veenampalli(V)	Kondurg	Biscuits	26.3	140
49	Suryajyoti Spinning Mills Ltd	Rajapur(V)	Balanagar	Manufacture of Yarn	39.81	250
50	Vijay Textiles Ltd.	Sy. No. 139,140,141 &143,Rajapur(V)-509202	Balanagar	Dyeing & Printing of Textile fabric	40.51	250
51	Vijay Anand Kraft Paper Pvt. Ltd.	Sy. No.76,Elikatta(V)	Farooqna gar	Kraft Paper	15.11	100
52	Vins Bioproducts Limited	Thimmapur (V)	Kothur	ASVS;ARS;ADS;A TS & Human Anti Serum	27.27	
53	Salguti Industries Ltd.	Gollapalli(V)	Jadcherla	Cotton fabric	15.55	100

54	Devashree Ispat Pvt. Ltd.	Sy. No. 460,Pargi Road,Elikatta (V)	Farooqna gar	M.S.Ingots, TMT Bars, Steel rolled products	18.57	170
55	Stem Core Alloys and Ispat limited	Sy No 306-307, Pargi Road, Shadnagar	Farooqna gar	M.S.Billets & Ingots	31.26	100
56	Vibha Agrotech Limited	Sy No 546 & 539, Janampet (V)	Addakal	Seed Processing Cotton Field Crops	100.05	233
57	Dilip Re-rolling Pvt. Ltd.	Gunded(V)	Balanagar	Steel Re-Rolling	10.54	121
58	Shalimar Alloys Pvt.Ltd	Sy.No. 157E,157U,157UU,158A; Teegapur	Kothur	Steel Re-Rolling;Ingots, Billets	12.45	50
60	Salaasar Iron & Steels Pvt.Ltd	Sy No. 417, Pargi Road, Mogiligidda(V)-509410	Farooqna gar	Bars, Rounds of Iron/Steel	7.70	80
61	Deevya Shakti Paper Mills (P) Ltd.	Sy. No. 207-210Kondurg(V)-509207	Kondurg	Kraft Paper & Paper Board	74.50	100
62	Aster Building Solutions Pvt.Ltd.	Boothpur(V)	Boothpur	Pre Engineered Building Materials	27.22	100
63	Suryajyoti Spinning Mills Ltd	Kucherkal	Balanagar	Speciality Bottom Weight Fabrics	78.92	150
64	Venkateswara Hatcheries	Veljerla	Farooqna gar	Egg Powder; Lysozyme	24.71	150
65	Thermo Cables Limited	Green Industrial Park, Jadcherla	Jadcherla	Signal cable;Control Cable; L.T. Power Cables	21.78	150
66	Tanmayi Ispat Pvt. Ltd.	Sy. No. 511, Udithyal	Balanagar	Rerolling of TMT bars	17	25
67	Contour Steel Engineering India Pvt. Ltd.	Sy. No. 56/Rv, Peddayapalle	Balanagar	Steel Structures	11.33	40

		(V)				
68	Rayalaseema Steel Re - Rolling Mills (P) Ltd.	Sy. No. 1941,1942; Nandigoan(V)	Kothur	Iron/Steel Semi Finished Products	10.36	31
69	Aurobindo Pharma	Plot No.51/A;SEZ; APIIC G.I.P.;Polepalli(V)	Jadcherla	Pharmaceutical Formulations(Ta blets,Capsules)	219.47	1000
70	Binjusaria Ispat Pvt. Ltd.	Sy. No. 133/A,Teegapur(V)	Kothur	Billets, Ingots,TMT Bars,	12.626	200
71	NSL Krishnaveni Sugars Ltd.	Ramakrishna pur	Kothakot a	Non Conventional Energy Power cogeneration & White Crystal Sugar	308.00	800
72	BTT Industries (P) Ltd.	Sy. No.41, Appajipally	Balanagar	Mfg. of MS Ingots/TMT Bars	18.46	0
73	BRG Energy Pvt. Ltd.	G.I.P.,Jadcher la	Jadcherla	Transformers		
74.	Shree Rangam Ispat (P) Ltd.	Udityal	Balanagar	MS Ingots		
	Total				1945.296	12714

Source: Govt of AP official website

3.7 Vendorization/ Ancillarization : spares for spinning mills, food making machinery, etc.

3.8 Medium Scale Enterprises: Only 3 new Medium scale enterprises were registered by the DIC Mahabubnagar during the period 2007 to 2012. (One Medium scale enterprise was registered in 2009-10 and two during 2010-11. Most of the new units mentioned above are from the large scale sector.

3.8.1 List of Units: Separate statistics on Medium scale units in existence prior to MSMED Act are not available with DIC. The list of Medium scale enterprises is included in the above list.

3.8.2 Major Exportable items: Glass wool, leather, steel, cables and engineering goods

3.9 Service enterprises

3.9.2 Potential areas for service industry:

- Automatic Xerox
- STD/ISD booths
- Servicing and repairing of mobile phones
- Servicing and repairing of 2/3/4wheelers
- Servicing and repairing of electrical appliances
- Printing press
- Beauty parlours in urban areas
- Clinical laboratories
- Cassette recording,
- Software development
- Rural tourism, guides, kiosks for tourists, handicrafts emporia etc

3.10 Potential for new MSMEs

Rice mills, (Atmakur, Wanaparthi, Kollapur, Gadwal, Alampur mandals)
Artistic pottery, basket and mat weaving, cane furniture, carpentry, blacksmithy,
Fibre boards from Agro waste at Jadcherla & Kalwakurthy, hand made paper (sShadnagar & Mahabubnagar) , wool carding and weaving (Kalwakurthy, Nagarkurnool, Wanaparthi, Kollapur, Achampet) , leather fancy goods, Granit polishing units(Amangal, Pebbair and Weepgandla)

List of potential products for new MSMEs

S.No	Product
2.	Agricultural implements
3.	Auto control cables
4.	Auto leaf springs
5.	Bio gas equipment
6.	Blow moulded and injection moulded goods
7.	Bone meal
8.	Book binding
9.	Camphor tablets
10.	Cattle feed
11.	Chilli and other spices grinding
12.	Coated abrasives
13.	Co-extruded multilayer films
14.	Confectionery

15. Corn flakes
16. Corrugated boards and boxes
17. Dairy products
18. Decorative art castings
19. Detergent & scouring powder
20. Extraction of essential oils from aromatic plants
21. Fireclay bricks & blocks
22. Fish pickle
23. General Engg. Workshop
24. Granite tiles
25. Grease
26. Hand tools
27. High alumina refractories
28. HT Insulators
29. Hydrated lime
30. Knives and shearing blades
31. Laminated leaf cups and plates
32. Laminated safety glass
33. Lens grinding
34. Mango fruit processing
35. Mango processing
36. Mineral grinding
37. Packaged drinking water
38. Mini Dairy
39. Mini Dhall Mills
40. Mini Flour mills
41. Mini Rice mills
42. Modern rice mills
43. Mosaic tiles
44. Motor rewinding
45. Multi purpose energy foods based on millets
46. Neem oil .
47. Papaya processing for tuity –fruity
48. Particle Boards
49. Pop corn
50. Potato wafers
51. Printing press
52. PVC rigid pipes
53. RCC Spun Pipes
54. Repairing of electrical goods
55. Rice flakes
56. Rolling shutters
57. Room coolers
58. Sanitary ware
59. Seed drills

60. Seed grading & testing
61. Semi- mechanized building bricks
62. Silk reeling & twisting
63. Stone crushing
64. Stoneware pipes
65. Tool room die sets, moulding sets, and bakelite accessories
66. Tyre retreading
67. Videography/photography
68. Voltage Stabilizers
69. Wire enamel
70. Services

4. Existing Clusters of Micro & Small Enterprise

4.1 DETAILS OF MAJOR CLUSTERS

4.1.1 NABARD is implementing Cluster Development Programme in the **metal toys/mementoes cluster of Jadcherla**, since 2003. The objective of the programme is to strengthen the existing cluster and provide a competitive advantage through technology upgradation / transfer of technology , improving access to raw materials, skill upgradation, managerial inputs, credit and marketing support. The artisans have so far been imparted advanced skill training. An NGO has been assisted with a grant of Rs 74300 for setting up a Common Service Centre at Jadcherla.

NABARD also proposed to take up the promotion of the Handloom sector in Mahabubnagar.

4.1.2 **Silk cluster of Gadwal**; Gadwal sarees are world renowned for their exquisite zari work and colourful combinations. However, the number of weavers in the Gadwal town has been decreasing constantly, from a few thousands to a few hundreds, as the weavers have been shifting to other economic activities. The reason for decrease in the number of weavers are reported to be increase in the price of raw materials, like zari, cotton, and colours and un-remunerative prices being offered to the artisans.

4.2 Details of identified clusters : nil

5. General issues raised by industry association during the course of meeting

1. Lack of adequate credit to MSEs in the district.
2. Banks insisting on collateral even for small loans
3. Lack of recognized Industry Associations
4. Shortage of quality power supply

6. Steps to setup MSMEs:

S. No	Type of assistance	Name and address of the agency
1	Provisional & permanent registration	District Industries centre, Mahabubnagar Tel : +91 08542 242088 Cell : 9989997673 e-Mail: gmdic_mbnr@ap.gov.in
2	Identification of project profiles, techno- economic and managerial consultancy services, market survey and economic survey report	MSMSE-DI, Hyderabad
3	Land and Industrial shed	APIIC, Shamshabad 040- 24001887, 99482 21677, zm_sha@apiic.in
4	Financial assistance	APSFC 1st Floor, Vijayavandana Towers, opp: Post Office, Mettugadda, Mahabubnagar - 509 002 Phone: 08542-242805 Cell : 99493 58509 Mahabubnagar@apsfc.com , Commercial banks
5	For raw materials under Govt supply	GM DIC, Mahabubnagar
6	Plant and machinery under hire purchase	NSIC Dattasai Complex, RTC Cross Roads, , Hyderabad 20 Tel: 040-27622515/27615761/27622097 Fax:040-27617777 Email: rohyd@nsic.co.in
7	Power/ Electricity	AP Transco, Mahabubnagar district
8	Technical Know how	Research Labs like IICT, Hyderabad, CFTRI, Mysore, CIPET, Hyderabad, etc
9	Quality and Standards	Regional Agmark Laboratory,

		<p>Directorate of Marketing & Inspection, Dr. Basavapnniah Building, 12-25-35 Kothapet Main Road, Guntur – 522 001. Phone : 2220180</p> <p>Bureau of Indian Standards, M-4 Block,Ist Floor Manoranjana Complex, M J Road Hyderabad 500 001 Tel. - 040-24730678,24730679, 24731052,24731087,24731082 Fax:- 040-24731086 E-mail : hbo@bis.org.in Website : http://www.bis.org.in Certified consultants for ISO 9000 etc</p>
10	Marketing/Export Assistance	<p>NSIC, MSME-DI, Export Promotion Councils, etc</p>
11	Other promotional agencies	<p>Spices board, coir board, Tobacco Board, KVIB, KVIC, NABARD etc</p>
